




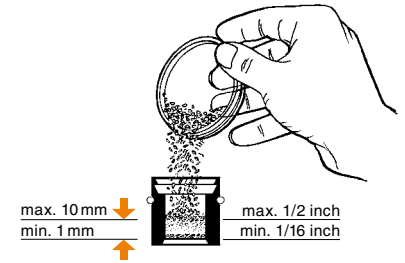
1. Switch heat on
(takes 3-5 min.)



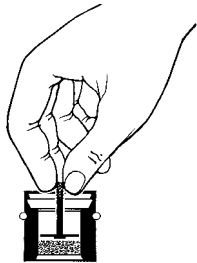
2. Choose temperature



3. Grind substance



4. Fill Filling Chamber

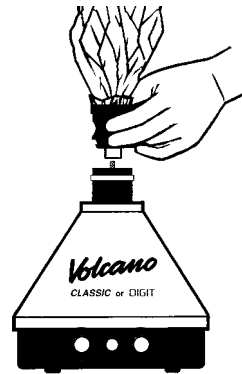


5. Insert Filling Chamber Insert

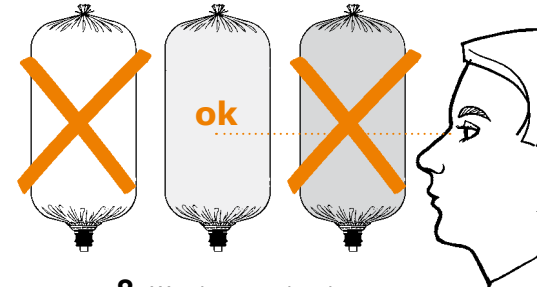
approx. 5 sec.



6. Preheat substance
if control lamp is off



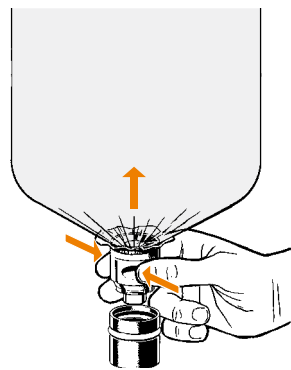
7. "Click" Valve Balloon
on Filling Chamber



8. Watch vapor density



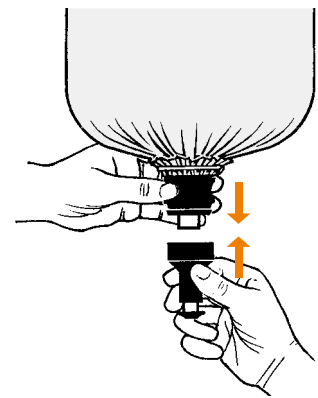
9. Remove full Balloon Unit



10. Detach Valve Balloon
from Filling Chamber



11. **Caution! Hot surface!**
Never leave Filling Chamber
on **VOLCANO**



12. "Click" Mouthpiece
on Valve Balloon

Refer to the Instructions for Use for important safety and user advice. Do not operate the device without first reading and understanding the Instructions for Use!